



Office of Voter Registration & Elections

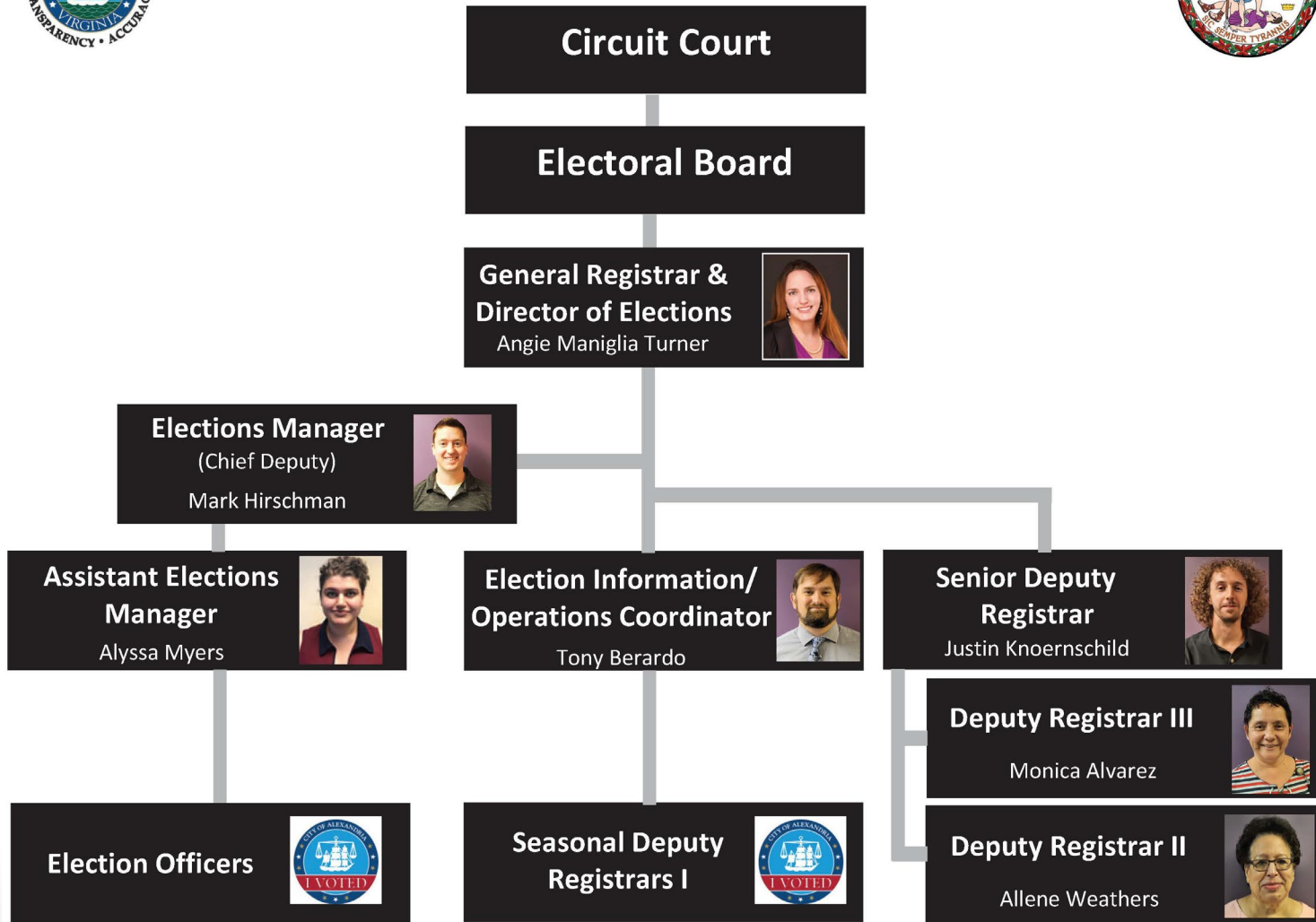
Angie Maniglia Turner, General Registrar & Director of Elections



Office Organization



Office of Voter Registration & Elections





Voter Registration Activity

Registration Transactions	2021	2020	2019	2018
New Virginia Registrations	7,003	10,105	7,476	8,779
Moves within Alexandria	3,665	3,869	3,256	3,951
Transfers w/in VA into Alexandria	5,409	6,950	5,416	6,877
Total	16,077	20,924	16,148	19,607
Transfers w/in VA out of Alexandria	7,244	8,097	6,222	7,735
Out-of-State Cancellations	4,932	719	2,852	3,346
NVRA Biannual Purge of "Inactives"	4,341	0	5,462	0
Death Cancellations	761	435	440	482
Felony Cancellations	26	13	22	53
Registration Denials	803	807	934	1,463
Total	18,107	15,672	15,932	13,079



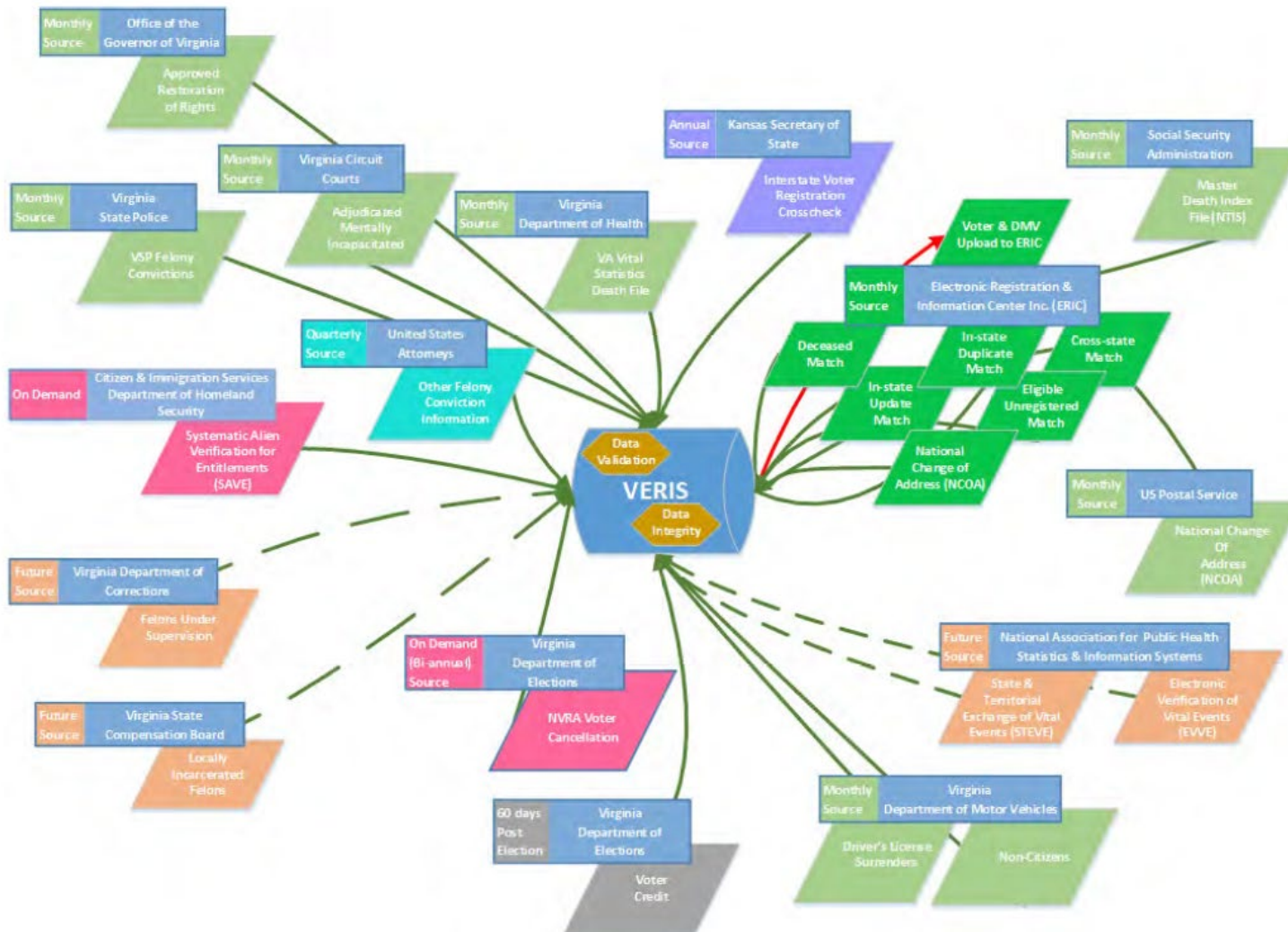
Voter Registration Activity

Total Active Registered Voters: 95,708 (as of 9.1.2022)

Data Source*	2021	2020	2019	2018
Active Reg'd Voters on Jan 1	98,009	96,389	95,905	92,052
DMV Transactions	43,728	31,921	45,412	50,717
In-Person (at office, Polls)	2,251	2,955	1,439	2,598
Online Applications	5,122	19,100	4,419	9,319
By Mail – State Form	928	2,697	587	847
By Mail – Fed/Nat'l Form	620	2,995	921	1,955
USPS – Confirmation	3,542	6,200	2,396	2,239
Voter Registration Drive	1,258	3,899	1,037	2,496
Total	57,449	69,767	56,211	70,171

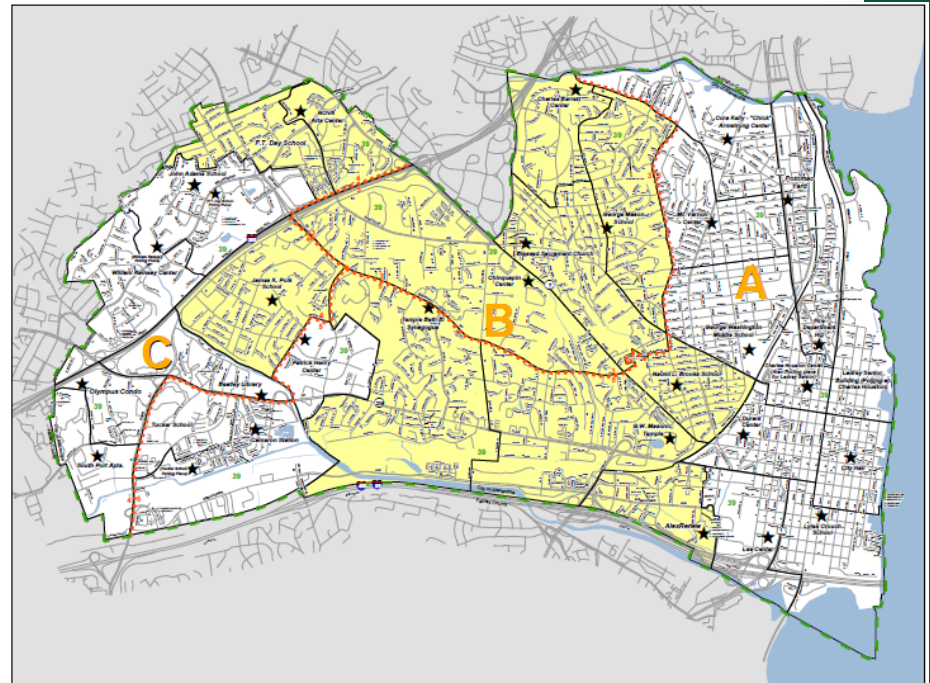
*These numbers include duplicate registrations—about half of the applications we receive contain no new information. This happens most often with apps submitted during transactions at DMV.

Voter Registration List Maintenance



Precincts and Polling Places

- Thirty Voting Precincts
 - Three School Board Districts
 - One State Senate and Three House of Delegates Districts
- Legal Requirements
 - Public Buildings When “Practicable”
 - Between 500 and 5000 Registered Voters
 - Fully ADA Accessible



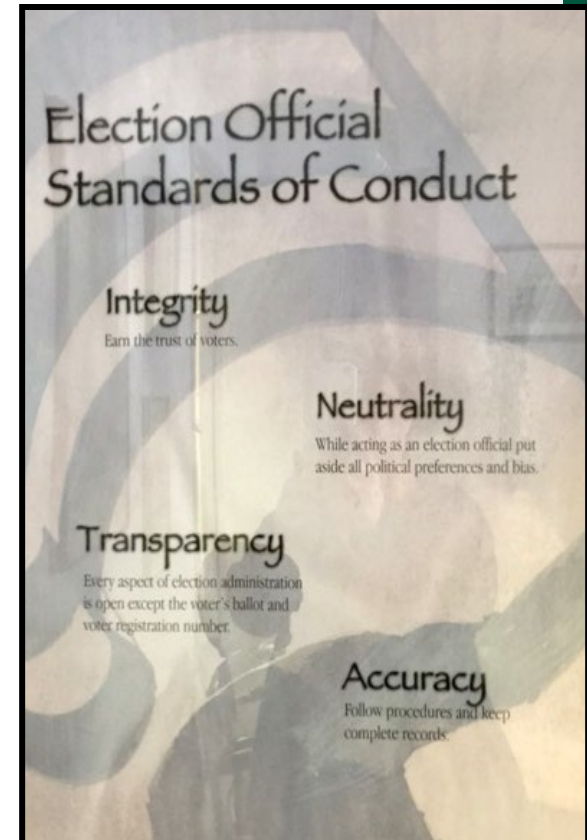
Voting Equipment and Ballots

- Design and Print Machine-Readable Ballots
- Program Voting Equipment
- Conduct Pre- and Post-Election Audits on Equipment Used in Election
- Keep Voting Equipment Secure



Election Officer Recruitment and Training

- Recruit Election Officers
- Assign to Precincts
 - 180 EOs for Primary Election
 - 300 EOs for General Election
 - 480 EOs for Presidential Election
- Update Training Manual
- Conduct Training Sessions



Election Day

Election Day

- Open Office at 4:30 a.m.
- Answer Calls from Voters and Election Officers
 - Resolve complicated voter eligibility questions
 - Assist with equipment issues
- Close Polls at 7:00 p.m.
 - Post unofficial Election Results
 - Receive Equipment from Chiefs



No-Excuse Absentee Voting

- Begins 45 Days Prior to each Election
- May Vote In Person or By Mail
- Permanent Absentee

	Nov 2021	Nov 2020	Nov 2019	Nov 2018	Nov 2017	Nov 2016
In Person Absentee Voters	16,666	36,533	1,431	6,469	4,140	13,547
Ballots Sent By-Mail	11,688	39,531	1,875	5,326	3,253	7,629

Other Activities

- Verify Candidate Paperwork and Petitions
- Review Campaign Finance Reports for Local Candidates



Voter Registration &
Elections Office

Performance Measures


General Election vs. June Primary



Pre-election pizza consumption is our most accurate and easily-quantifiable workload measurement.

Alexandriava.gov/Elections

- Register to Vote (or Update Your Information)
- Apply for an Absentee Ballot
- Sign up to Become an Alexandria Election Officer
- View Election Results (Dating back to 1693)
- View Election-Specific Information
 - Sample Ballots
 - Voter Registration Deadlines
 - Absentee Voting Deadlines





Questions??

Office of Voter Registration & Elections

132 North Royal Street, #100
Alexandria, VA 22314
703.746.4050

Angie Maniglia Turner,
General Registrar & Director of Elections
Angela.turner@alexandriava.gov

www.alexandriava.gov/Elections